




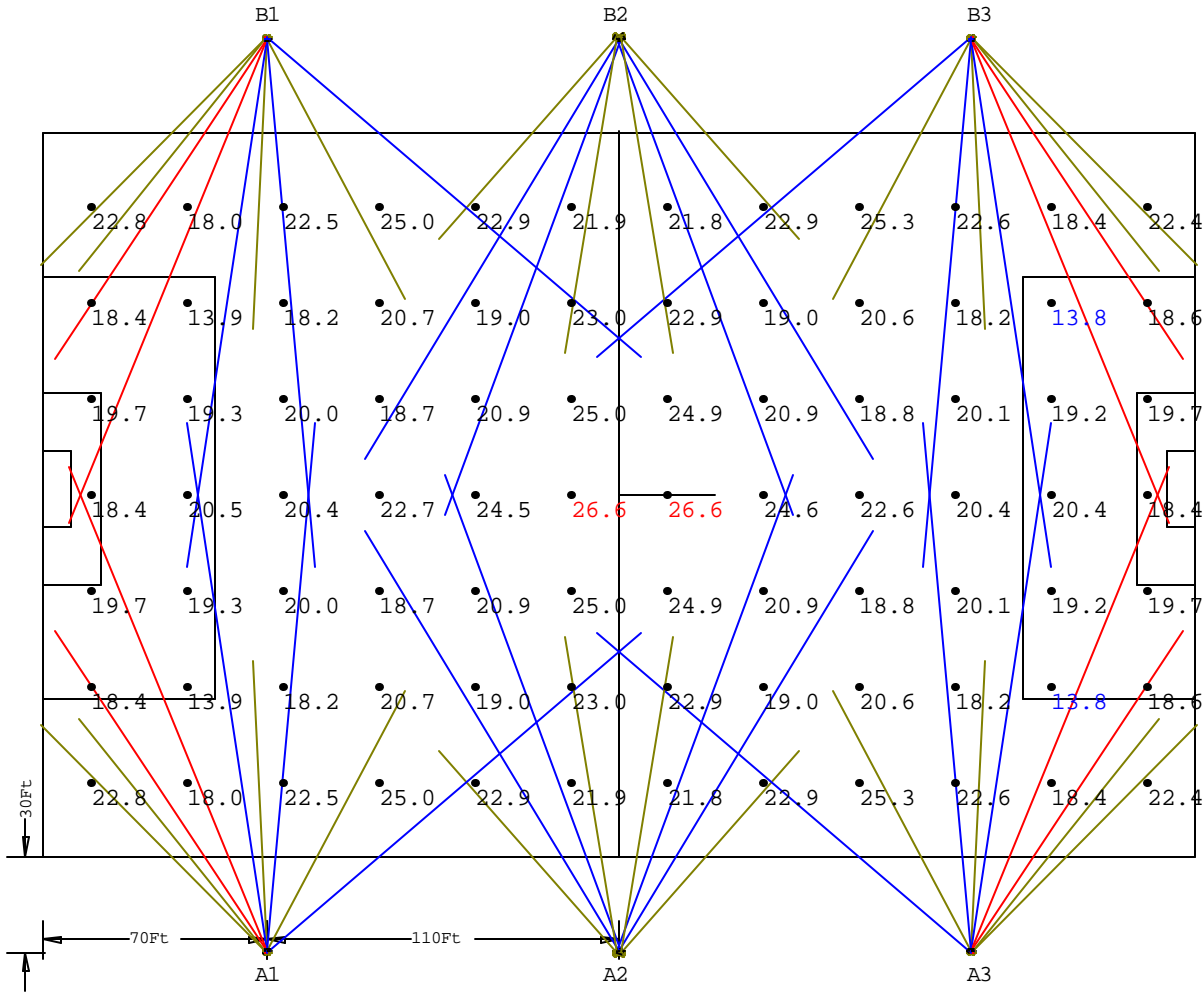
NOTES

- 1) EXACT MOUNTING DETAILS TO BE DETERMINED AT JOBSITE BY OTHERS.
- 2) CALCULATIONS DO NOT SHOW THE EFFECT OF SHADOWING CAUSED BY OBJECTS WITHIN AREA.

**SOCCER TYPICAL**  
**CLASS IV, 6 POLE, 60' MTG. HT.**  
**REF. NO. SCIV66030**

Luminaire Schedule						
Project: All Projects						
Symbol	Qty	Label	Description	Lumens	LLF	Filename
	8	F1	ABS 9000-VLN-1000MH	110000	0.720	9000VLN1000MH.IES
	20	F2	ABS 9000-VLM-1000MH	110000	0.720	9000VLM1000MH.IES
	24	F5	ABS 9000-VN-1000MH	110000	0.720	9000VN1000MH.IES

Numeric Summary - Basic										
Project: All Projects										
Label	CalcType	Units	Avg	Max	Min	Avg/Min	Max/Min	# Pts	CV	Description
soccer	Illuminance	Fc	20.79	26.6	13.8	1.51	1.93	84	0.13	readings taken at 3' afg



View\_1:Plan Rotated 0 Tilted 0  
 Scale: 1 inch= 60 Ft.

ABS LIGHTING-This layout provided using manufacturer's photometrics. Variations between installation and this layout will result in variations from footcandle levels shown.

