




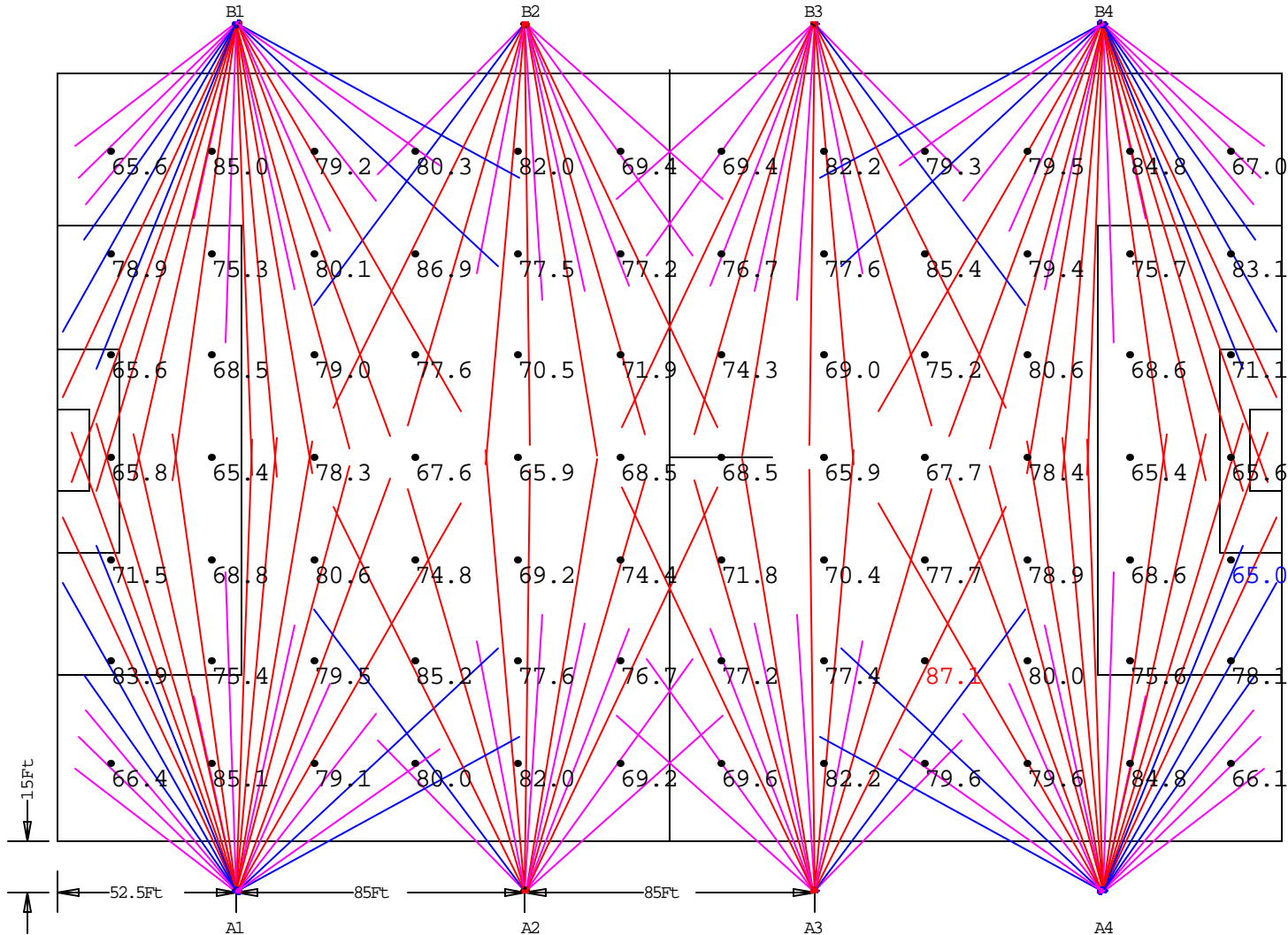
NOTES

- 1) EXACT MOUNTING DETAILS TO BE DETERMINED AT JOBSITE BY OTHERS.
- 2) CALCULATIONS DO NOT SHOW THE EFFECT OF SHADOWING CAUSED BY OBJECTS WITHIN AREA.

**SOCCER TYPICAL  
CLASS I, 8 POLE, 50' MTG. HT.  
USING 3100 SERIES  
REF. NO. SCI8501531**

Luminaire Schedule						
Project: All Projects						
Symbol	Qty	Label	Description	Lumens	LLF	Filename
	24	F7	ABS 3100-HM-1000MH	110000	0.720	3100HM1000MH.IES
	64	F11	ABS 3100-HWR-1000MH	110000	0.720	3100HWR1000MH.IES
	72	F9	ABS 3100-HN-1000MH	110000	0.720	3100HN1000MH.IES

Numeric Summary - Basic										
Project: All Projects										
Label	CalcType	Units	Avg	Max	Min	Avg/Min	Max/Min	# Pts	CV	Description
soccer	Illuminance	Fc	75.26	87.1	65.0	1.16	1.34	84	0.08	readings taken at 3' afg



View\_1: Plan Rotated 0 Tilted 0  
Scale: 1 inch = 50 Ft.

ABS LIGHTING-This layout provided using manufacturer's photometrics. Variations between installation and this layout will result in variations from footcandle levels shown.