




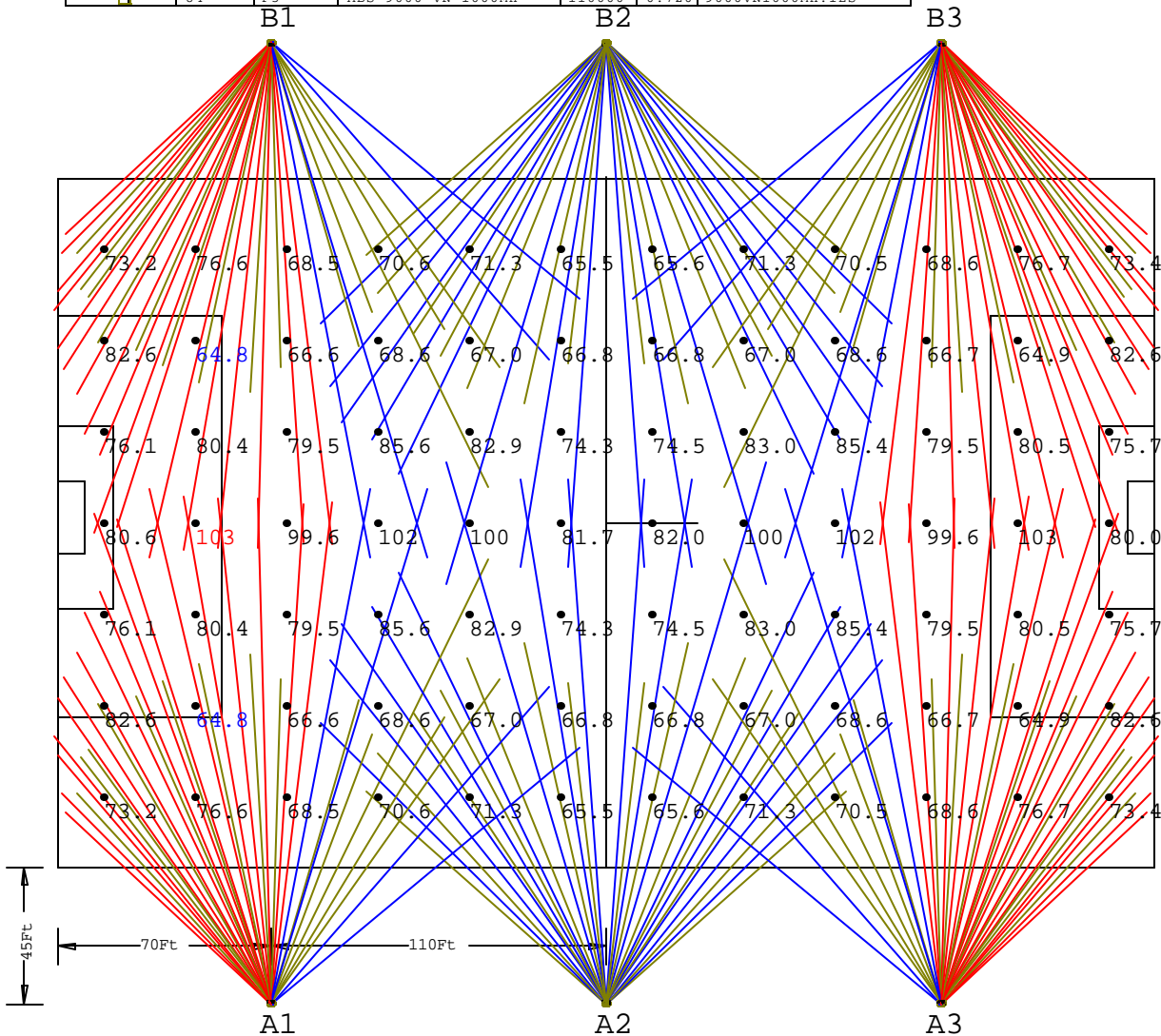
NOTES

- 1) EXACT MOUNTING DETAILS TO BE DETERMINED AT JOBSITE BY OTHERS.
- 2) CALCULATIONS DO NOT SHOW THE EFFECT OF SHADOWING CAUSED BY OBJECTS WITHIN AREA.

**SOCCER TYPICAL**  
**CLASS I, 6 POLE, 80' MTG. HT.**  
**REF. NO. SCI68045**

Numeric Summary - Basic										
Project: All Projects										
Label	CalcType	Unit	Avg	Max	Min	Avg/Min	Max/Min	# Pt	CV	Description
soccer	Illuminance	Fc	76.43	103	64.8	1.18	1.59	84	0.13	readings taken at 3' afg

Luminaire Schedule						
Project: All Projects						
Symbol	Qty	Label	Description	Lumens	LLF	Filename
	68	F1	ABS 9000-VLN-1000MH	110000	0.720	9000VLN1000MH.IES
	48	F2	ABS 9000-VLM-1000MH	110000	0.720	9000VLM1000MH.IES
	84	F5	ABS 9000-VN-1000MH	110000	0.720	9000VN1000MH.IES



Scale: 1 inch = 60 Ft.

ABS LIGHTING-This layout provided using manufacturer's photometrics. Variations between installation and this layout will result in variations from footcandle levels shown.